

TS CPGET-2020 Admissions

User Guide for Online Submission of Certificate

NOTE : This Web application runs effectively on desktops and laptops and work only in Google chrome or mozilla firefox browsers

STEP 1: Open the website <http://cpget.ouadmissions.com>. The following Homepage is displayed:

STEP 2: Click on the button “Online Certificate Verification”. The following login screen will be displayed

STEP 3: Enter your CPGET2020 Hall Ticket No, Rank and Data of Birth and click “LOGIN” button to proceed. After successful login you get a registration form

CPGET - 2020
Osmania University, Hyderabad

Home | Instructions

Important Dates

Registrations for Online Certificate Verification
12 Jan 2021 - 22 Jan 2021

Web Options
22 Jan 2021 - 26 Jan 2021

Registration Fee:
For OC/BC Rs. 200-00
For SC/ST/PH Rs. 150-00

Technical Support

✉ cpget2021@gmail.com

☎ 9063183353
☎ 9063273353
☎ 9063803353
☎ 7569947990
☎ 7993819080

Registration / Login

6801201021299

179

☾ ▼ M ▼ Year

Login

© Copyrights CPGET - 2020, All Rights Reserved

STEP 4: Verify/ Fill the required fields and make sure all the data in the registration form is correct. Click **submit button**. In the next page confirm the details which you entered. If there is any mistakes then click on “Back” to update the details. **OTP will be sent to your registered mobile number**.



CPGET - 2020

Osmania University, Hyderabad

Home

Information Brochure

User Guide

Important Dates

Application Status

Contact Us

Log Out

Register Here

Register

Pay Fee

Qualification details

Local Area

Category

Minority

Other Details

Candidate Name

Father Name

Mother Name

Gender

Category

Mobile Number

Email ID

DOB

Aadhar Number

Local Area Region

[What is Local Area ?](#)

Create Login Password

Enter Password

Parental Income for fee reimbursement

Select Parental Income

Confirm Password

Submit

STEP 5: After Successful verification of OTP. You are redirected to the payment page where the registration fee has to be paid.

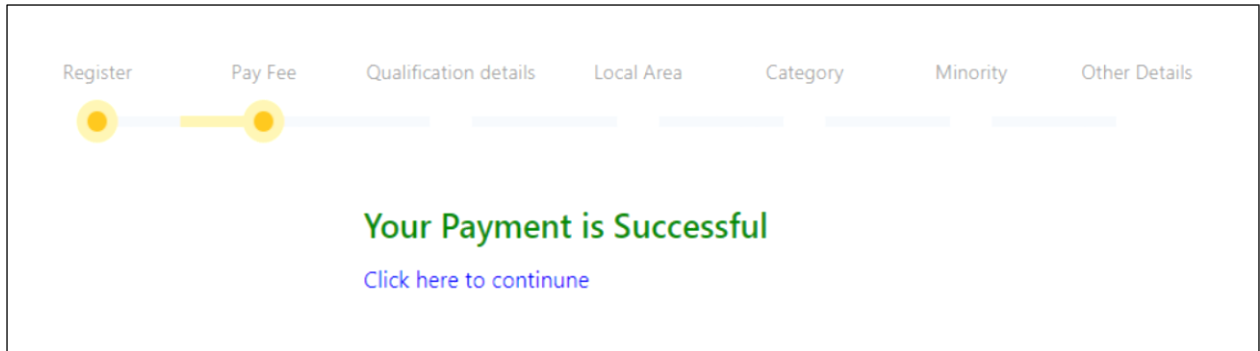
The screenshot shows the CPGET - 2020 registration page for Osmania University, Hyderabad. The page has a blue header with the university logo and name. Below the header is a navigation bar with buttons for Home, Instructions, and Log Out. The main content area is titled "Enter OTP which is sent to your mobile phone 973****896". It features a progress bar with seven steps: Register, Pay Fee, Qualification details, Local Area, Category, Minority, and Other Details. The "Register" step is currently active, indicated by a yellow circle. Below the progress bar is an input field labeled "Enter OTP" and a "ResendOTP" link. A green "Verify" button is positioned at the bottom center of the form.

STEP 6: Click on **Pay Now button**. You are redirected to payment gateway page to complete the payment process. Complete the payment process by selecting the various options provided.


The screenshot shows the payment gateway page for credit card payment. On the left is a sidebar menu with options: Credit Card (selected), Debit Card, Debit Card + ATM PIN, Internet Banking, QR, and UPI. The main content area is titled "Pay by Credit Card" and features logos for VISA, MasterCard, Debit Card, and RuPay. Below the logos are input fields for "Card Number", "Expiration Date" (Month and Year), and "CVV/CVC". A "Card Holder Name" input field is also present. A "Please note" box contains a warning about blocked transactions. At the bottom, there is a yellow "Make Payment" button and a "Cancel" link. On the right side, a box displays "Merchant Name: OSMANIA UNIVERSITY" and "Payment Amount: ₹ 150.00". The BillDesk logo is visible in the bottom right corner.

Note: Please note down the payment transaction ID for further reference (In case of payment issues).

STEP 7: Click **on Click here to continue** link to continue. You will be navigate to further steps



STEP 8: Upload and confirm SSC/equivalent certificate details .

 **CPGET - 2020**
Osmania University, Hyderabad

Home Information Brochure User Guide Important Dates Application Status Contact Us Log Out

SSC or 10th class or Equivalent Details

Register Pay Fee **Qualification details** Local Area Category Minority Other Details

Studied SSC / 10th class / Equivalent?

SSC Hallticket Num.

SSC Year of Pass

SSC Certificate Number
Enter SSC Certificate Number

Upload SSC Certificate No file chosen
JPG/JPG format and size must be less than 500KB [Upload SSC Certificate](#)

© Copy all rights can be reserved CPGET, OU - 2021

STEP 9: Upload and confirm Inter or 10+2 or Equivalent certificate details .

Intermediate or 10+2 or Equivalent Details

Register Pay Fee **Qualification details** Local Area Category Other Details

Studied Intermediate / 10+2 / Equivalent?

Intermediate / 10+2 Hallticket Num.

Year of Pass

Upload Intermediate / 10+2 Certificate No file chosen
JPEG/JPG format and size must be less than 500KB

STEP 10: Upload and confirm Qualifying Degree details . In case of non-availability of consolidate memo (**Option NO**) then you have to upload all semester wise marks memos.

UG degree details

Register Pay Fee Qualification details Local Area Category Other Details

Name of the University

Studied UG Degree
(B.A,B.Sc,B.Com,B.BA,BBM,BCA,B.Tech,B.Pharm,etc....)

Degree Hallticket Num.

Maximum marks/CGPA

Secured marks/CGPA

Qualifying Degree Year of Pass

Upload Provisional Certificate No file chosen
JPEG/JPG format and size must be less than 500KB

Upload Transfer certificate No file chosen
JPEG/JPG format and size must be less than 500KB

Do you have consolidated memo ? YES NO

Consolidated Memo Number

Upload Consolidated Memo No file chosen
JPEG/JPG format and size must be less than 500KB

STEP 11: In case of non-availability of consolidate memo (**Option NO**) then you have to upload all semester wise marks memos, as showing below

You have to click on Add button to upload/add individual(semester) memos

CPGET - 2020
Osmania University, Hyderabad

Home | Information Brochure | User Guide | Important Dates | Application Status | Contact Us | Log Out

Qualification Details

Register | Pay Fee | Qualification details | Local Area | Category | Minority | Other Details

Upload Individual Memo (Semester memo) Certificates [ADD](#)

List of Individual Memo (Semester memo) certificates

There is no certificates uploaded yet

Row Deleted

[Submit](#)


© Copy all rights can be reserved CPGET, OU - 2021

STEP 12: Upload and Confirm local area details.

if you belong to local area (OU, AU, SVU) then you have to upload 7 Years preceding study certificates from qualifying degree.

(or)

Candidate Residential certificate from MRO total period of 7 Years (in case of open/distance education candidate)

**CPGET - 2020**
Osmania University, Hyderabad

[Home](#) | [Instructions](#) | [Log Out](#)

Local Area Details

Register Pay Fee Qualification details **Local Area** Category Other Details

Local Area belongs to [Edit](#)

Studied SSC or Intermediate or Degree in open School/University

Residential certificate from MRO (in case of open/distance education candidate) No file chosen

Add Study / Bonafide Certificate

List of Uploaded study certificates

There is no certificates uploaded yet

© Copyrights CPGET - 2020, All Rights Reserved

STEP 13: Upload Social category (Cast) certificate in case of BC, SC, ST candidates.

Caste certificate

Register Pay Fee Qualification details Local Area Category Other Details

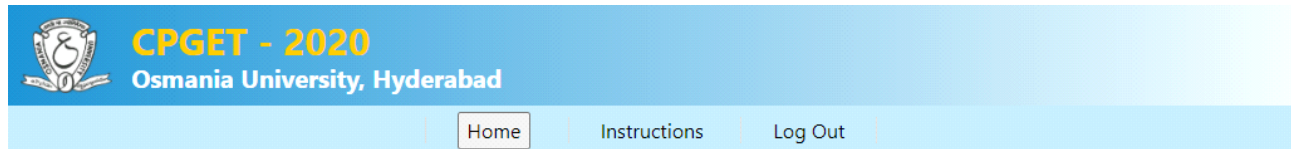
Caste Category is

Upload Caste Certificate No file chosen

STEP 14: If candidate eligible for fee reimbursement Upload Latest Income Certificate issued by Tahsildar on or after 01.01.2020,

Aadhar card and custodian (Optional) in case candidate is not having original certificates.

Note: Provisional admission letter and joining report will be issued only after successful verification of the original certificates at the time of reporting at the allotted college.



CPGET - 2020
Osmania University, Hyderabad

Home | Instructions | Log Out

Other details

Register Pay Fee Qualification details Local Area Category Other Details

Parental Income for fee reimbursement [Edit](#)

Are You Eligible For Fee Reimbursement Yes No

Upload Aadhar Card No file chosen

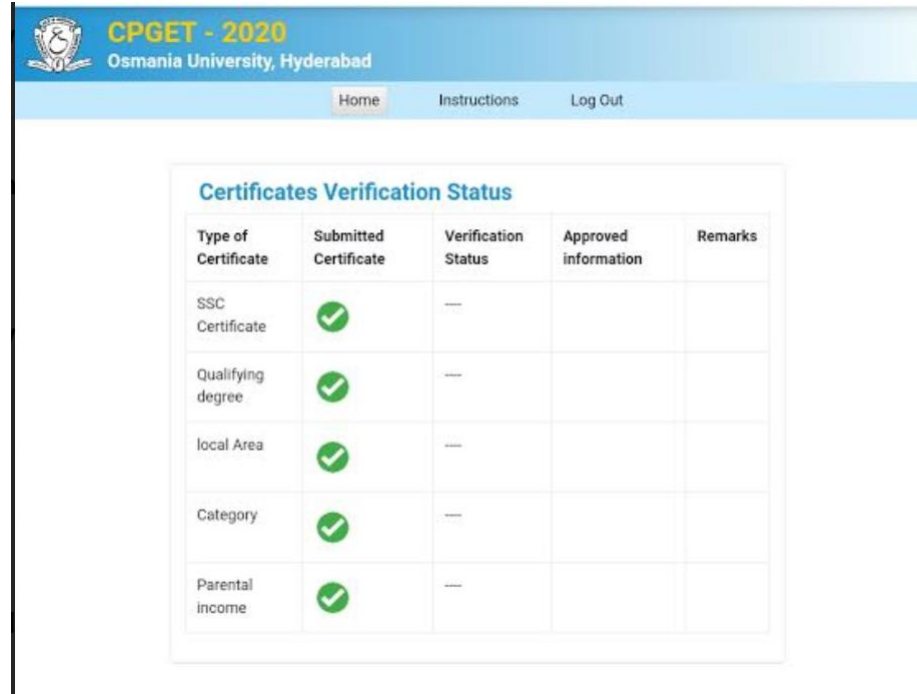
Self Declaration

I hereby declare that I have furnished correct information to the best of my knowledge while filling the online application form and uploading the scanned copies of original certificates.

I understand that furnishing incorrect information would render my admission null and void

STEP 15: Once the application submitted successfully, the application status will be display as snowing in below image

Note: Your application and all submitted documents will be verified soon and status will be updated. You have to login to the site to know the verification status



The screenshot shows the CPGET - 2020 Osmania University, Hyderabad website. The header includes the university logo and name, and navigation links for Home, Instructions, and Log Out. The main content area displays a table titled "Certificates Verification Status" with the following data:

Type of Certificate	Submitted Certificate	Verification Status	Approved information	Remarks
SSC Certificate	✓	---		
Qualifying degree	✓	---		
local Area	✓	---		
Category	✓	---		
Parental income	✓	---		